



TOASTMASTERS

PATHWAYS

— learning experience —

PATHWAYS

Base Camp Manager Duties: Session 4

Brent J Anderson, DTM – Pathways Ambassador and Guide

Session 4 Content

Individual Progress Dashboard

Path Progress Dashboard

Individual Progress Dashboard

Base Camp Manager

Click on Member Progress.

Base Camp manager home page. Here, you will find the tools you need to manage member Toastmasters Pathways learning experience.

As a club president or education officer, you are responsible for education approvals in your club. Your club president has access to the Base Camp manager portal and are your backup approvers for Base Camp. For more information on the Base Camp manager approval workflow, [view the Base Camp review tutorial](#).

To manage your personal learning experience in Base Camp, [visit the Pathways Start page](#) and log in as a member.



Approve member requests.



Review member learning reports.

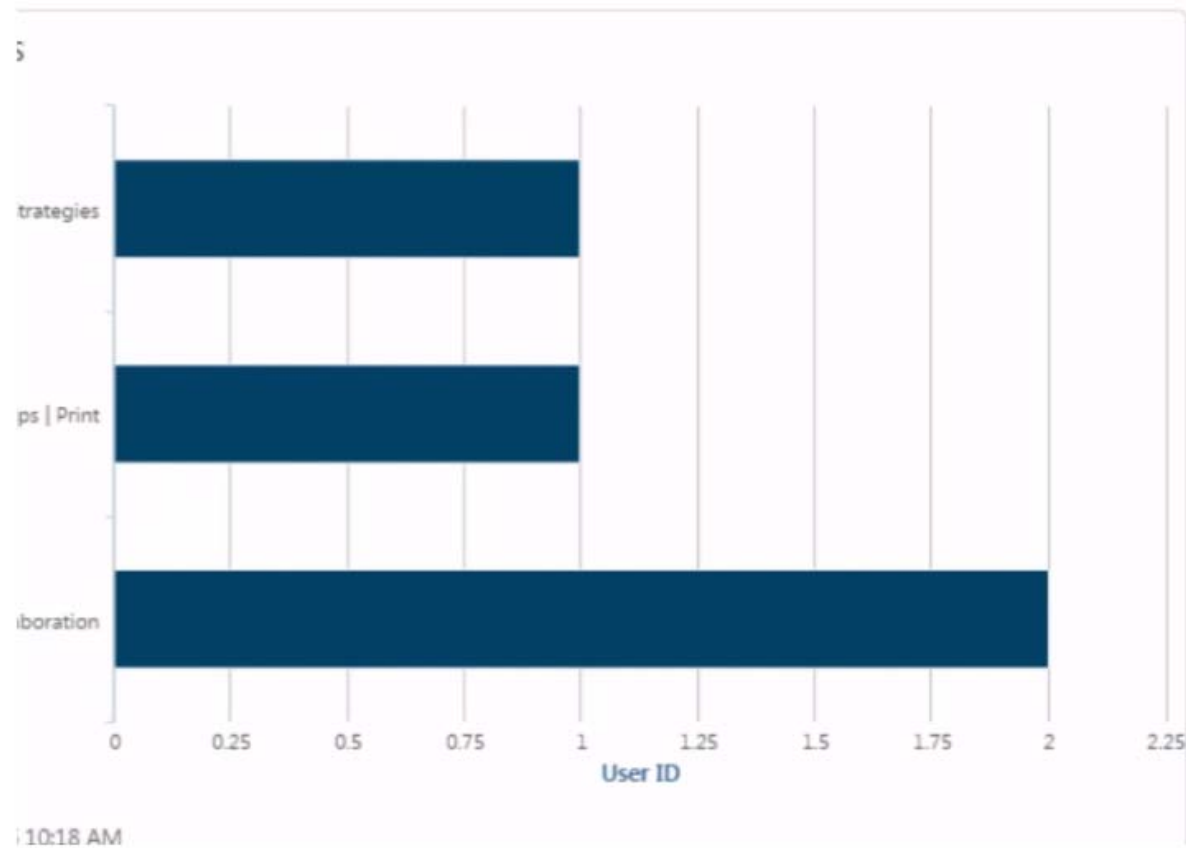


Learn about using Base Camp as a Base Camp manager.



Progress

Select Options and Refresh 2. Hover over a box below 3. Select arrow 4. Select View Details



Options ▼

Refresh

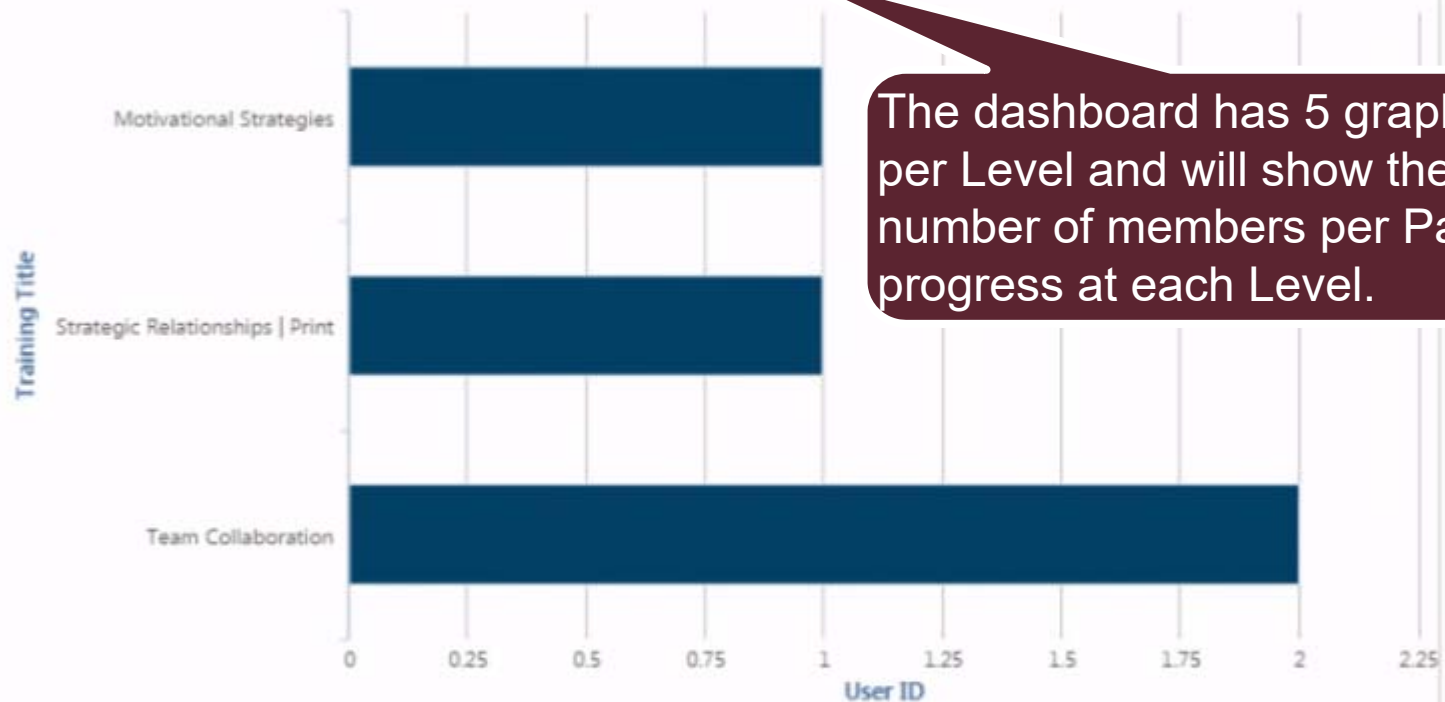
Print

Click on Options,
then Refresh.

1. Individual Progress

To see all members: 1. Select Options and Refresh 2. Hover over a box below 3. Select arrow 4. Select View Details

LEVEL 1 IN PROGRESS

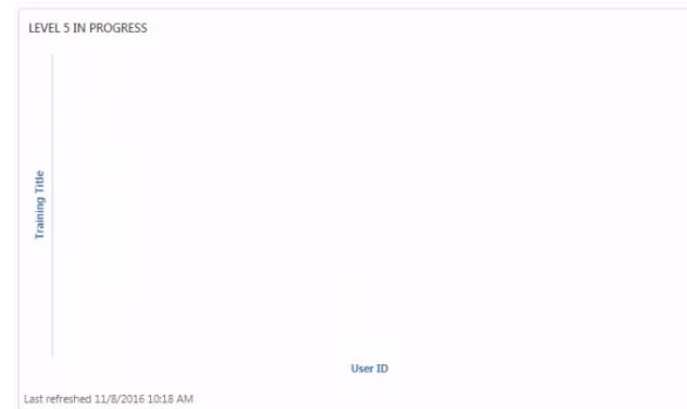
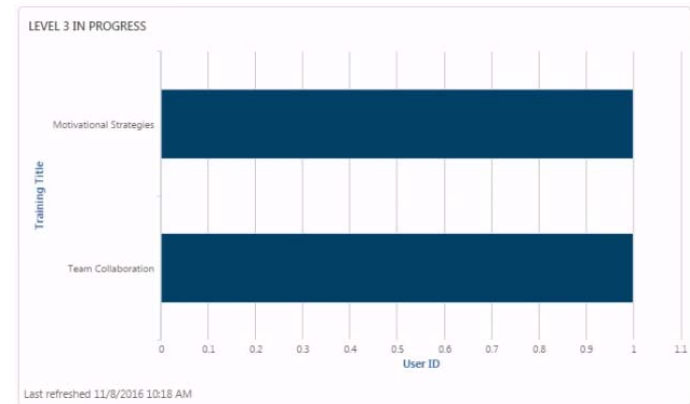
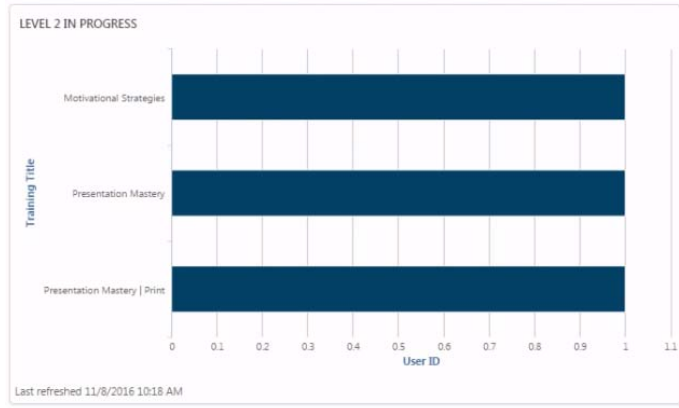
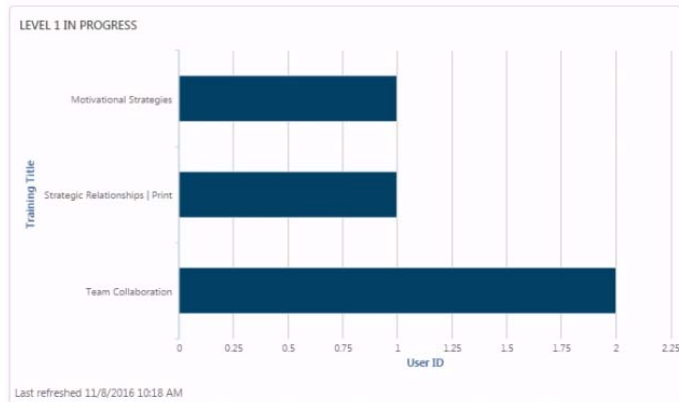


Last refreshed 11/8/2016 10:18 AM

LEVEL 2 IN PROGRESS



The dashboard has 5 graphs one per Level and will show the number of members per Path in progress at each Level.



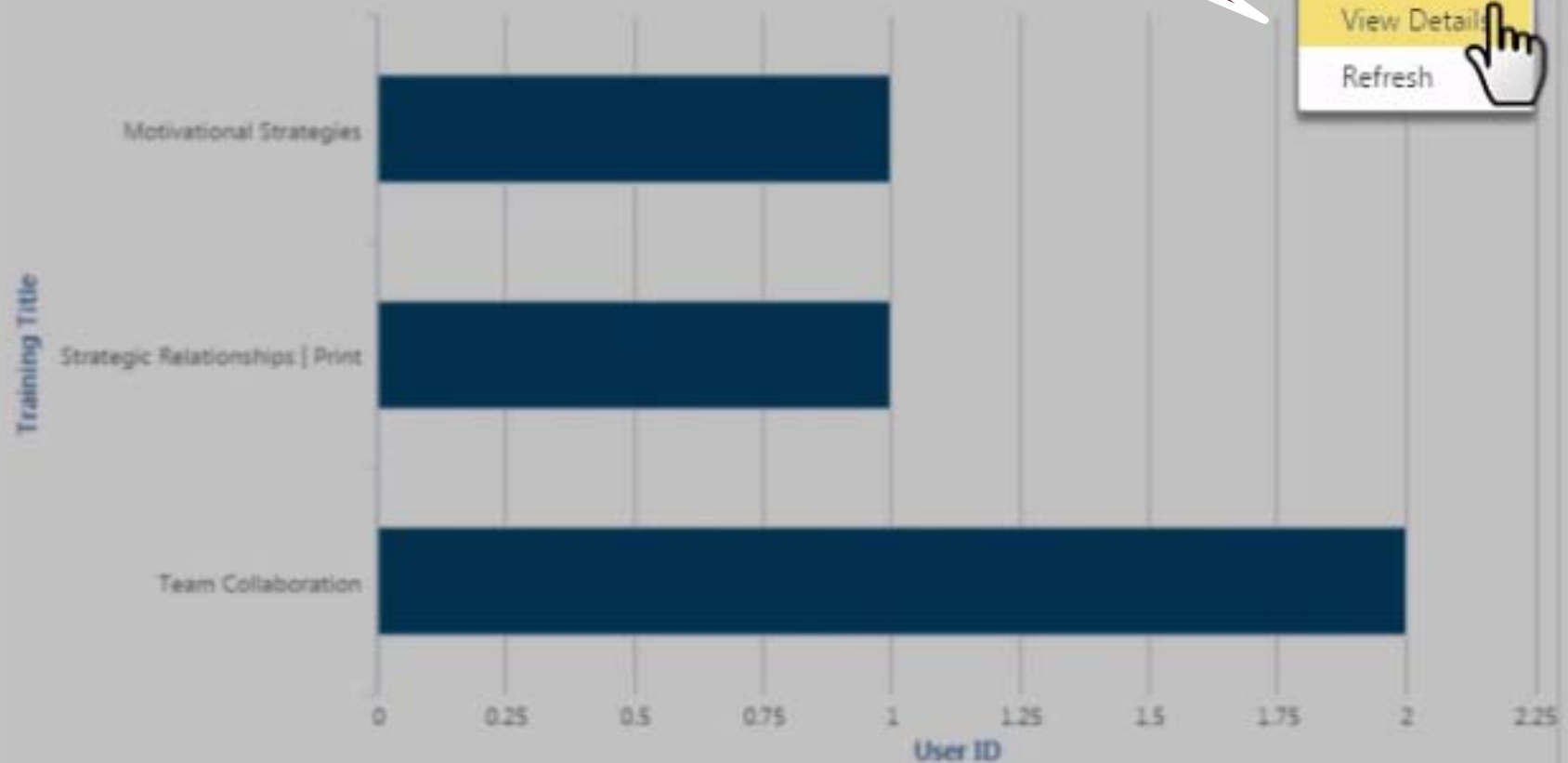
Example of the 5
graphs.

1. Individual Progress

To see all members: 1. Select Options and Refresh 2. Hover

Select View Details

LEVEL 1 IN PROGRESS



Last refreshed 11/8/2016 10:18 AM

Title: Level 1 in Progress
 Report Generated By: 01510190, CLUB
 Report Date/Time: 11/08/2016 04:51 PM
 Record Count: 4
 Record Count Limit: 5000
 Filters:
 [Training Title] does not contain Checklists
 [Training Type] is equal to Curriculum
 [Transcript Status] is equal to In Progress, Registered
 [Curriculum Completion Percentage] is less than 20
 [Training Title] does not contain Mentor

Training Title	User Full Name	Count User ID	Training Title	Transcript Status	Training Type	Curriculum Completion Percentage
Grand Summary (4)		4				
Motivational Strategies (1)		1				
Motivational Strategies	Jiro, Fumiko	04360504	Motivational Strategies	Registered	Curriculum	0
Strategic Relationships Print (1)		1				
Strategic Relationships Print	Eckart, Martin	03261291	Strategic Relationships Print	In Progress	Curriculum	10
Team Collaboration (2)		2				
Team Collaboration	Petron, Rodrigo	05321735	Team Collaboration	In Progress	Curriculum	10
Team Collaboration	Cahal, William	01512243	Team Collaboration	In Progress	Curriculum	5

Details show you which members
 are on which Path, and their
 Transcript status.

Path Progress Dashboard

Base Camp Manager

Click on Member Progress.


Base Camp manager home page. Here, you will find the tools you need to manage member Toastmasters Pathways learning experience.

As a club president or education officer, you are responsible for education approvals in your club. Your club president has access to the Base Camp manager portal and are your backup approvers for Base Camp requests. For more information on the Base Camp manager approval workflow, [view the Base Camp review tutorial](#).

To manage your personal learning experience in Base Camp, [visit the Pathways Start page](#) and log in as a member.



Approve member requests.



Review member learning reports.



Learn about using Base Camp as a Base Camp manager.



1. Individual Progress

Options ▼

1. Individual Progress

☐ 2. Path Progress

3. Path Type

4. Recent Completed Paths

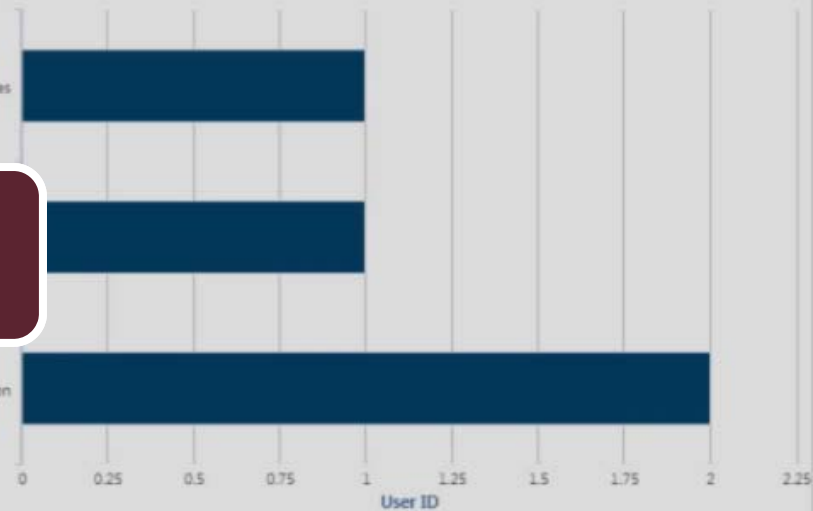
5. External Training

To see all members: 1. Select Options and Refresh 2. Hover over a box below 3. Select arrow 4. Select View Details

LEVEL 1 IN PROGRESS

Motivational Strategies

Team Collaboration




Last refreshed 11/8/2016 9:41 PM

LEVEL 2 IN PROGRESS

Motivational Strategies

Presentation Mastery

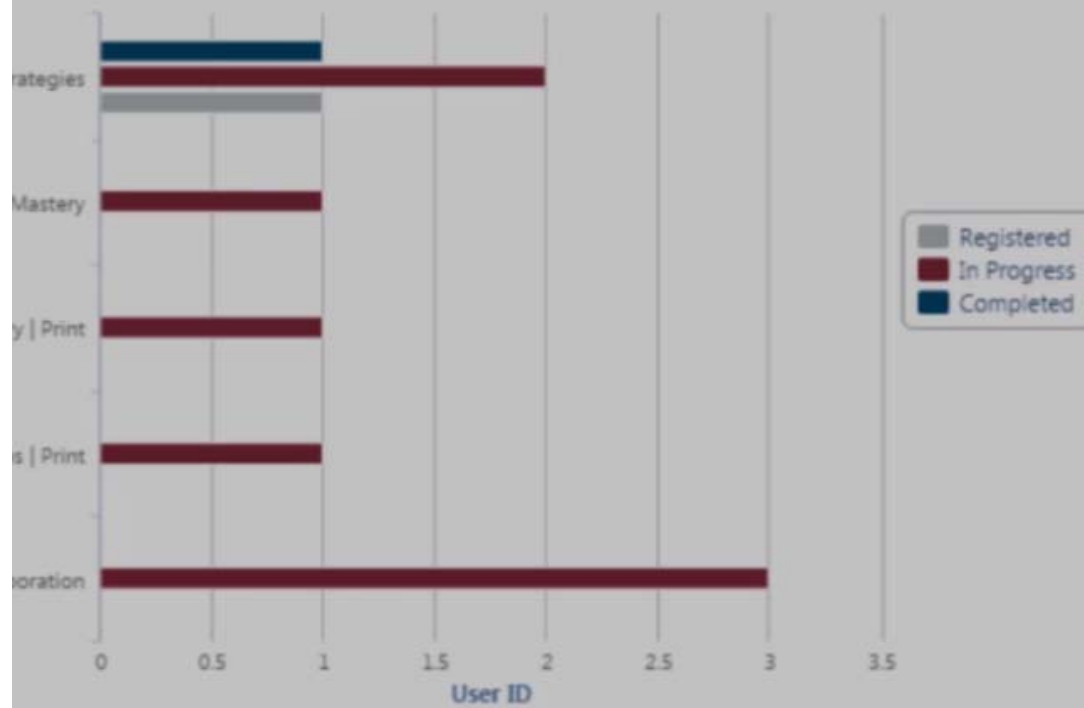
Training Title



Click on Path Progress.

ess

Refresh 2. Hover over a box below 3. Select arrow 4. Select View Details



Options ▾

Refresh

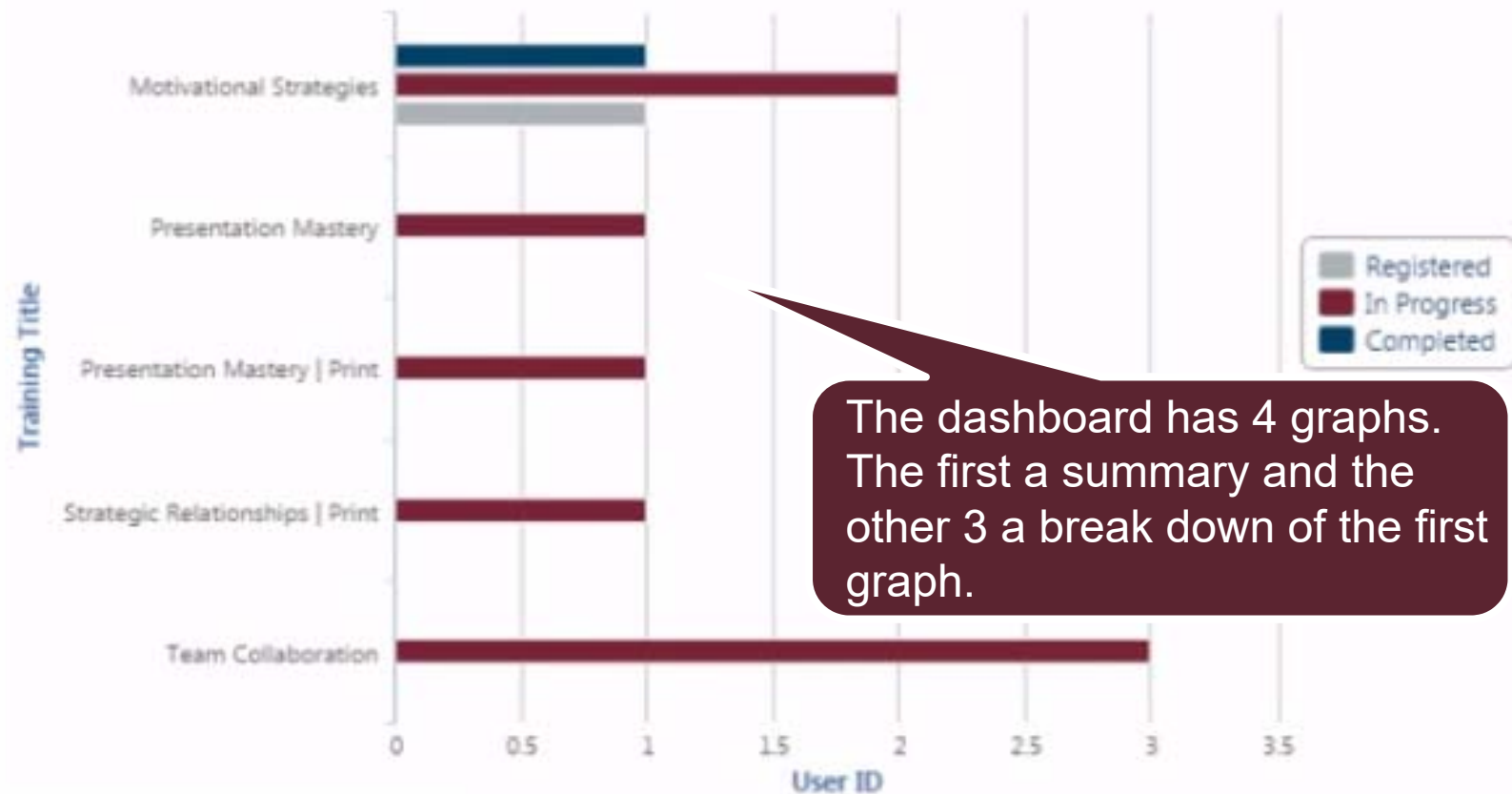
Print

Click on Options,
then Refresh.

2. Path Progress

ers: 1. Select Options and Refresh 2. Hover over a box below 3. Select arrow 4. Select View Details

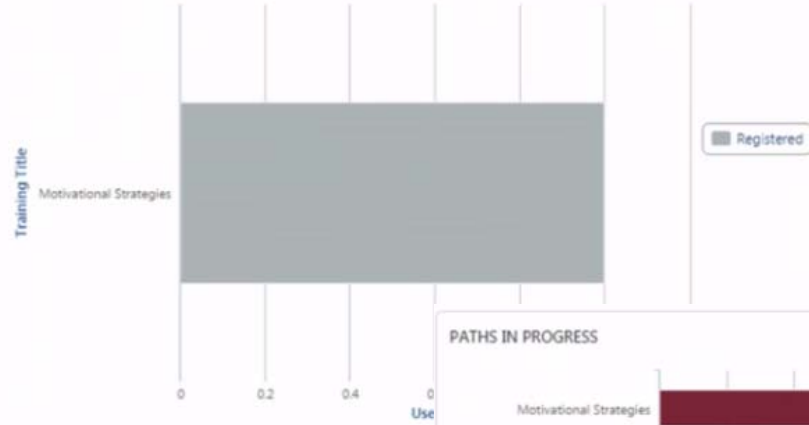
STATUS OF ALL PATHS



The dashboard has 4 graphs. The first a summary and the other 3 a break down of the first graph.

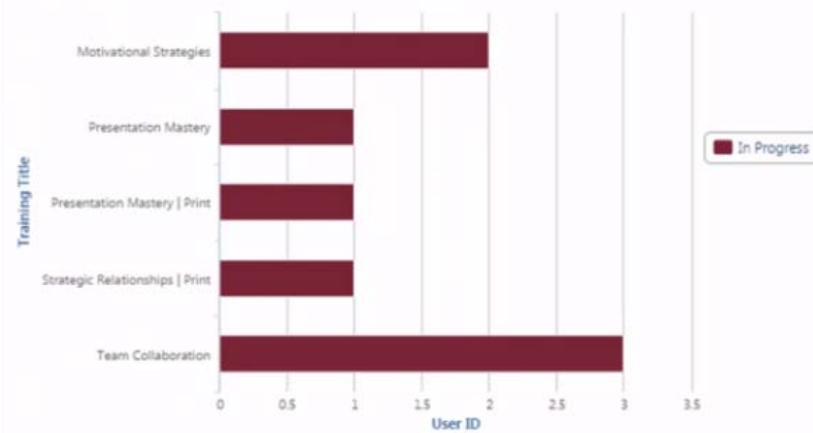
Last refreshed 11/8/2016, 10:18:32 AM

PATHS REGISTERED NOT YET STARTED



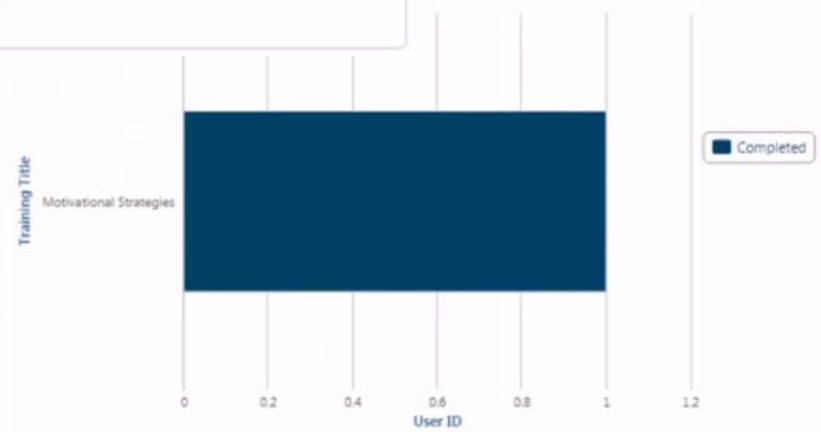
Last refreshed 11/8/2016, 10:18:32 AM

PATHS IN PROGRESS



Last refreshed 11/8/2016, 9:41:34 PM

Example of the other 3 graphs.



Last refreshed 11/8/2016, 9:41:34 PM

Click on View
Details for more
information.

